

Features

HR High Rate Discharge Series:

- Excellent high-rate discharge characteristics that ensure reliable performance in UPS and other high-rate discharge applications for up to 10 years service life at 25° C temperatures.
- Interior design performance attributes to ensure cell to cell consistency and high wattage per cell performances.
- Valve Regulated Lead Acid (VRLA), Absorbent Glass Mat (AGM) Technology – Safe operation in any position
- Lead-calcium alloy grids and the use of high purity virgin lead
- Externally sealed Flame retardant ABS case and cover to UL94V-0 for superior performance on sizes over 33Ah is standard (under 33Ah is optional)
- Special high performance terminals designed to increase conductance.
- UL recognized (UR) as a component in UL approved equipment installations under File number MH46202
- Classified as non-spillable status for transportation making it non-hazardous for normal transportation processes. Approved for transport by air. Fulfills US D.O.T., I.A.T.A., F.A.A., C.A.B. handling and shipping requirements
- For more details on special design and construction details see Features and Benefits publication on www.oraclebattery.com



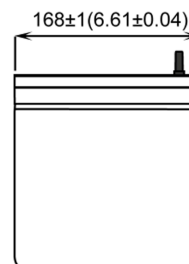
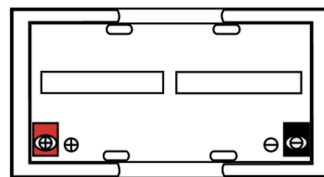
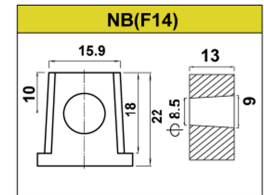
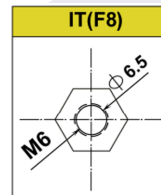
Specification

Cell per unit	6	Ambient Temperature
Nominal Voltage (V)	12	Charge 0°C (32°F) to 40°C (104°F)
Nominal Capacity (watts)	340W/cell @ 15mins rate to 1.6vpc	Discharge -15°C (5°F) to 50°C (122°F)
Weight	Approx 30kg (66.14lbs.)	Storage -15°C (5°F) to 40°C (104°F)
Internal Resistance (1KHz)	≤5mΩ	Max Charge Current
Max Discharge Current (5s)	1180A	Max charge current 30A
Battery Life	Stand by : 7~10 years	Cycle use: Charge voltage: 14.4 to 15.0V
Terminal Type	NB(F14)/IT(F8)	Stand by: Charge voltage: 13.5 to 13.8V
Container Material	ABS 94-HB flame retardant case (94V-0 Optional)	

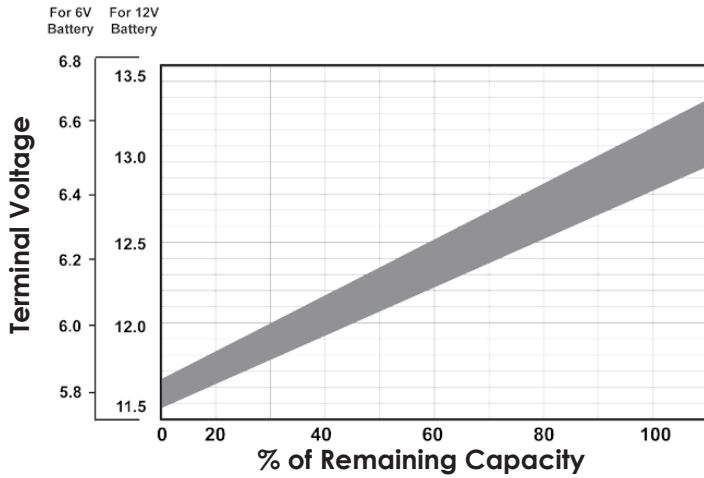


Dimensions

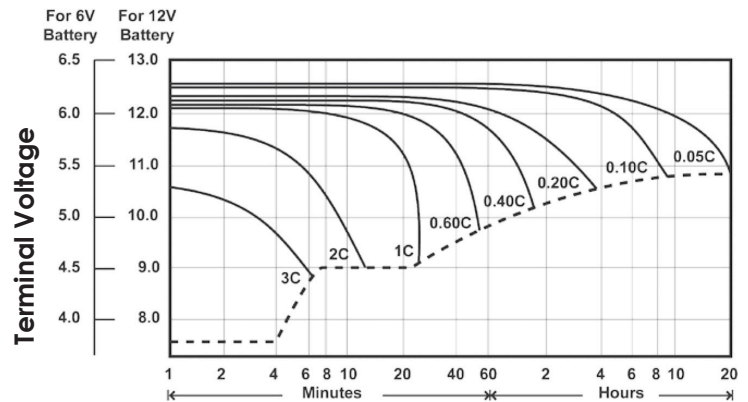
	Length	Width	Height	Total Height
Unit mm	305±1	168±1	208±1	234±1
Unit inch	12.01±0.04	6.61±0.04	8.19±0.04	9.21±0.04



Terminal Voltage



Discharge Times



Time to Ending Voltage

Charge Voltages

Temperature Compensated Charging	Average Temperature	Cycle Charging Volts Per Cell	Float Charging Volts Per Cell
	-40°C (-40°F)	2.85-2.95	2.38-2.43
	-20°C (-4°F)	2.67-2.77	2.34-2.39
	-10°C (14°F)	2.61-2.71	2.32-2.37
	0°C (32°F)	2.55-2.65	2.30-2.35
	10°C (50°F)	2.49-2.59	2.28-2.33
	20°C (68°F)	2.43-2.53	2.26-2.31
	25°C (77°F)	2.40-2.50	2.25-2.30
	30°C (86°F)	2.37-2.47	2.24-2.29
	40°C (104°F)	2.31-2.41	2.22-2.27
50°C (122°F)	2.25-2.35	2.20-2.25	

Temperature Storage

Average Storage Temperature	Recharging Interval
68°F	Every 9 months
77°F	Every 6 months
95°F	Every 3 months

Constant Current Discharge Characteristics (25°C 77°F)

F.V/Time	5MIN	15MIN	30MIN	60MIN	2HR	3HR	5HR	8HR	10HR	20HR
1.60V	375.00	257.00	197.00	111.70	70.07	28.76	17.24	11.42	9.66	5.01
1.67V	340.00	234.00	184.00	110.00	68.85	28.36	16.63	11.22	9.56	4.98
1.70V	330.00	226.00	179.00	109.20	68.54	28.25	16.22	11.12	9.36	4.92
1.75V	300.00	205.00	165.00	108.10	67.12	27.64	15.81	10.91	9.27	4.82
1.80V	267.00	190.00	146.00	105.00	66.10	27.64	15.40	10.71	9.18	4.77

Watts Per Cell Discharge Characteristics (25°C 77°F)

F.V/Time	5MIN	15MIN	30MIN	60MIN	2HR	3HR	5HR	8HR	10HR	20HR
1.60V	650	477	374	215	122	55.2	36.7	23.3	17.9	9.4
1.67V	600	450	353	213	120	54.0	35.5	22.7	17.9	9.4
1.70V	585	437	348	210	119	52.2	35.2	22.5	17.9	9.4
1.75V	549	413	344	205	117	51.8	34.2	22.3	17.8	9.4
1.80V	512	384	332	198	113	50.0	32.8	22.0	17.5	9.2



HR12340W 12V 100Ah
Sealed Lead Acid AGM Battery